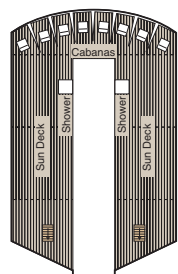


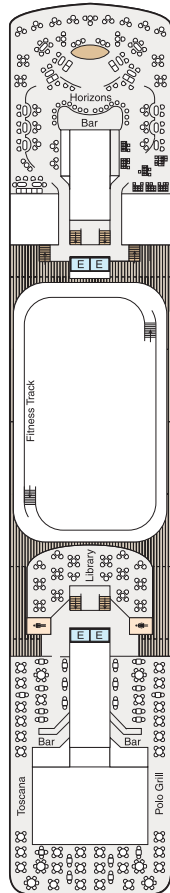
REGATTA, INSIGNIA AND NAUTICA DECK PLANS

SYMBOL LEGEND

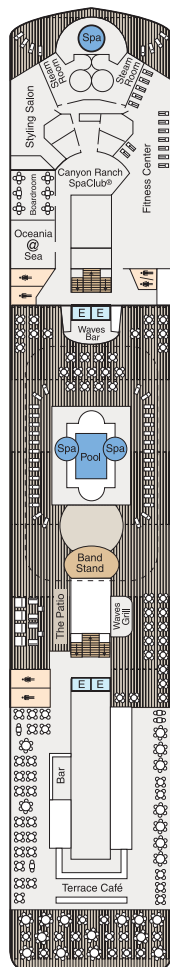
- ♣ Restrooms
- E Elevator
- 👤 Launderette
- OV Obstructed Views
- Quad with Pullman
- ★ ★ Quad with Sofabed
- || Connecting Staterooms
- ▲ Triple with Pullman
- ★ Triple with Sofabed
- ♿ Wheelchair Accessible



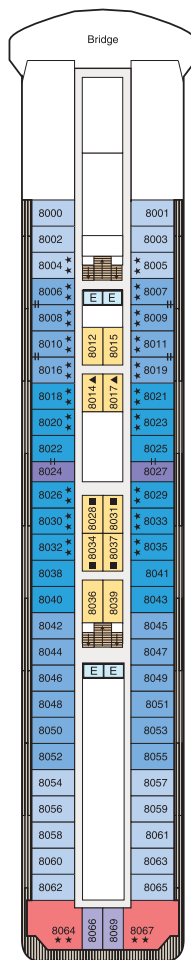
DECK 11



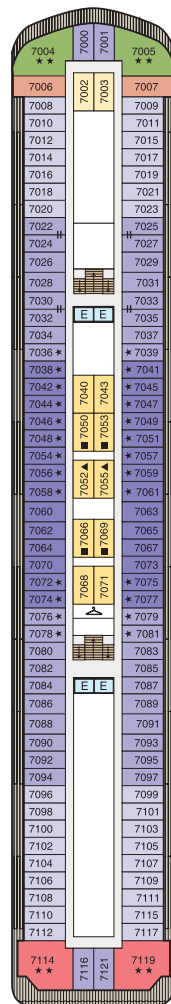
DECK 10



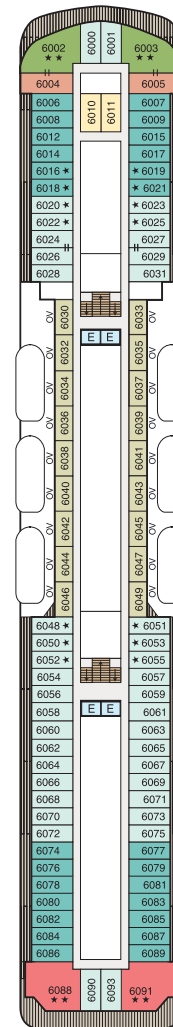
DECK 9



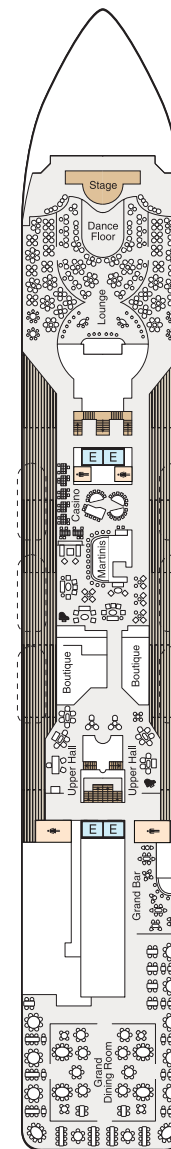
DECK 8



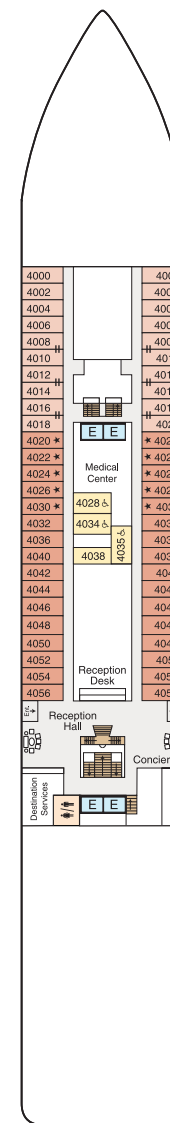
DECK 7
conciierge level
(A1, A2 & A3)



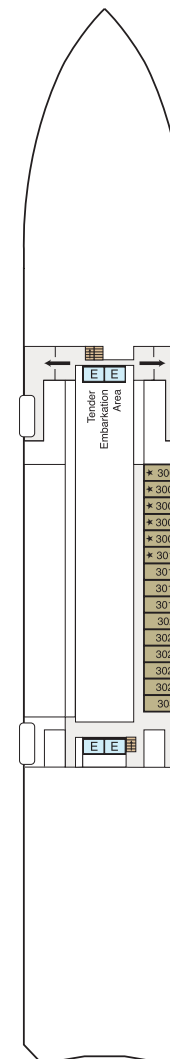
DECK 6



DECK 5



DECK 4



DECK 3

STATEROOM COLOR LEGEND OS VS PH1 PH2 PH3 A1 A2 A3 B1 B2 C1 C2 D E F G

SHIPS' SPECIFICATIONS

Year Built: Regatta & Insignia 1998, Nautica 2000 • Year Refurbished: Insignia & Nautica 2010, Regatta 2009 • Gross Tonnage: 30,277
 Length: 593.7 feet • Beam: 83.5 feet • Maximum Draught: 19.5 feet • Stabilizers: Yes • Cruising Speed: 18 knots • Guest Decks: 9
 Total Decks: 11 • Electric Power or Voltage: 110, 220 AC • Guest Capacity (Double Occupancy): 684 • Staff Size: 400
 Guest-to-Staff Ratio: 1.71 to 1 • Nationality of Officers: European • Nationality of Staff: International • Country of Registry: Marshall Islands